

IN OUT

# ME\_TRA AND ME\_TAL

GRES PORCELLANATO . PORCELAIN STONEWARE . GRÈS CÉRAME .  
FEINSTEINZEUG

 **SICHENIA**  
ECCELLENZA CERAMICA ITALIANA

**ME\_TRA**

---

ME\_TAL



## COMMISTIONE DI MATERIE PER UNA SUGGESTIVA ALTERNANZA DI RIFLESSI

FUSION OF MATERIALS FOR A CHARMING REFLECTIONS COMBINATIONS  
 FUSION DES MATÉRIAUX POUR DES CHARMANTES COMBINAISONS DE REFLECTIONS  
 MATERIALVERBINDUNG MIT EINEM WECHSEL VON REFLEXIONEN

Dall'incontro tra cemento e metallo nasce un movimento liquido in perenne trasformazione. È questa commistione a ispirare Me\_tra, nuovo progetto ceramico dalle caratteristiche uniche e accattivanti.

Superfici dalla spiccata morbidezza, rese uniche da una suggestiva alternanza tra riflessi lucidi e opachi, come levigati dagli agenti atmosferici. Disponibili in molteplici tonalità, sia calde che fredde, per dar vita alle più svariate e originali ambientazioni.

Trova spazio in ambienti estremamente eleganti, quando viene abbinata alle rispettive decorazioni 4Kids e Honeycomb.

Ma può essere utilizzata anche in ambienti meno formali accompagnata dalla collezione Me\_tal, che con il suo tratto deciso diventa l'elemento decorativo per spazi non convenzionali.

Il connubio perfetto tra raffinatezza e semplicità, per portare sia nei contesti più esclusivi e privilegiati, sia nei luoghi contraddistinti da una maggiore semplicità, la proverbiale capacità di Sichenia di vestire gli spazi con un ricercato accento contemporaneo, assicurando sempre ampiezza di gamma e prestazioni eccellenti. Una collezione polivalente, destinata agli spazi indoor e outdoor, per contesti residenziali e luoghi pubblici.

The meeting between cement and metal, create a new fluid movement that always changes. This fusion inspires Me\_tra, a new ceramic project with peculiar and attractive features.

The surfaces are smooth and unique, thanks to charming combination between reflection and opacity, they look like polished by atmospheric agents.

There are several warm and cool colours, to get the most original and different settings.

It can be used in extremely elegant settings when mixed with its decoration 4Kids and Honeycomb. Also It can be used in casual location when combined with Me\_tal, that becomes the decorative element for non conventional settings.

This collection is a perfect combination between sophistication and simplicity. Sichenia is really able to "dress" exclusive and casual location, and always to guarantee a wide range and great performance. Me\_tra is a multipurpose collection, made for indoor and outdoor spaces, residential setting and public location.

La rencontre entre le ciment et le métal crée un mouvement liquide qui change toujours. Cette fusion inspire Me\_tra, un nouveau projet de céramique aux caractéristiques particulières et attrayantes.

Les surfaces sont lisses et uniques grâce à une charmante combinaison entre réflexion et opacité, comme si polis par des agents atmosphériques.

Il y a différentes couleurs, chaudes et froides, pour créer des environnements originaux et différents.

Il peut être utilisé dans une ambiance extrêmement élégante lorsqu'il est mélangé avec sa décoration 4Kids et Honeycomb.

Il peut également être utilisé dans des lieux décontractés lorsqu'il est associé à Me\_tal, qui devient l'élément décoratif des environnements non conventionnels.

Cette collection est une combinaison parfaite entre sophistication et simplicité. Sichenia a une grande capacité à "habiller" un lieu exclusif et décontracté, tout en garantissant une large gamme et des performances exceptionnelles. Me\_tra est une collection polyvalente, conçue pour les espaces intérieurs et extérieurs, les habitations et les lieux publics.

Aus der Begegnung von Zement und Metall entsteht in ständiger Transformation eine flüssige Bewegung. Diese Fusion hat Me\_tra inspiriert, ein neues Keramik Projekt mit einzigartigen und faszinierenden Eigenschaften.

Oberflächen mit einer ausgeprägten Weichheit, die durch einen suggestiven Wechsel zwischen glänzenden und undurchsichtigen Reflexionen einzigartig ist, als wären sie von atmosphärischen Mitteln poliert worden.

Erhältlich in mehreren Farbtönen (warm und kalt), um den unterschiedlichsten und originellsten Einstellungen Leben einzuhauchen.

In Kombination mit den jeweiligen 4kids- und Honeycomb-Dekorationen finden sie Platz in einer äußerst eleganten Umgebung.

Es kann auch in weniger formalen Umgebungen verwendet werden, begleitet von der Kollektion Me\_tal, die mit ihrem entscheidenden Strich das dekorative Element für nichtkonventionelle Räume wird. Die perfekte Kombination aus Raffinesse und Einfachheit, um sowohl die exklusivsten als auch die privilegiertesten Kontexte und Orte zu vereinen, die durch eine größere Einfachheit gekennzeichnet sind. Sichenias sprichwörtliche Fähigkeit, Räume mit einem raffinierten, zeitgenössischen Akzent zu kleiden, stellt stets eine breite Palette und hervorragende Leistung sicher. Eine Mehrzweckkollektion für den Innen- und Außenbereich, für Wohnbereiche und öffentliche Plätze.



GRES PORCELLANATO . PORCELAIN STONEWARE . GRÈS CÉRAME . FEINSTEINZEUG  
 RETTIFICATO . RECTIFIED . RECTIFIE . REKTIFIZIERT

SURFACES


SATIN



NATURALE



GRIP



COLOURS

FROST

CLAY

TYTAN

DARK

IN

10 mm




**60x120**  
 23<sup>3</sup>/<sub>4</sub>x47<sup>1</sup>/<sub>4</sub>  
 Ret - Satin  
 Ret - R10



**20x120**  
 8"x47<sup>1</sup>/<sub>4</sub>  
 Ret - Satin



**20x20**  
 8"x8"  
 Ret - Satin

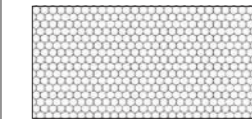


**90x90**  
 35<sup>1</sup>/<sub>2</sub>x35<sup>1</sup>/<sub>2</sub>  
 Ret - R10



**60x60**  
 23<sup>3</sup>/<sub>4</sub>x23<sup>3</sup>/<sub>4</sub>  
 Ret - Satin  
 Ret - R10

DECORS



**60x120**  
 23<sup>3</sup>/<sub>4</sub>x47<sup>1</sup>/<sub>4</sub>  
 Rettificato  
**HONEYCOMB**  
 Ret - Satin



**20x120**  
 8"x47<sup>1</sup>/<sub>4</sub>  
 Rettificato  
**HONEYCOMB**  
 Ret - Satin



**20x20**  
 8"x8"  
 Rettificato  
**HONEYCOMB**  
 Ret - Satin



**60x120**  
 23<sup>3</sup>/<sub>4</sub>x47<sup>1</sup>/<sub>4</sub>  
 Rettificato  
**4KIDS**  
 Ret - Satin



**20x120**  
 8"x47<sup>1</sup>/<sub>4</sub>  
 Rettificato  
**4KIDS**  
 Ret - Satin



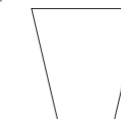
**20x20**  
 8"x8"  
 Rettificato  
**4KIDS**  
 Ret - Satin

OUT

20 mm



**60x60**  
 23<sup>3</sup>/<sub>4</sub>x23<sup>3</sup>/<sub>4</sub>  
 Ret - Grip



**58x60**  
 22<sup>3</sup>/<sub>4</sub>x23<sup>3</sup>/<sub>4</sub>  
 Rettificato  
**TRAPEZIO A**  
 Ret - Satin



**15x60**  
 6"x23<sup>3</sup>/<sub>4</sub>  
 Rettificato  
**TRAPEZIO B**  
 DX / SX  
 Ret - Satin





**INDOOR**

Rivestimento . Wall tile: Clay 60x120 . 23<sup>3</sup>/<sub>4</sub>x47<sup>1</sup>/<sub>4</sub> / 20x120 . 8<sup>1</sup>/<sub>2</sub>x47<sup>1</sup>/<sub>4</sub> Decoro Honeycomb Ret - Satin

Pavimento . Floor: Tytan 60x120 . 23<sup>3</sup>/<sub>4</sub>x47<sup>1</sup>/<sub>4</sub> Ret - Satin


**OUTDOOR**

Pavimento . Floor: Tytan 60x60 . 23<sup>3</sup>/<sub>4</sub>x23<sup>3</sup>/<sub>4</sub> Ret - Grip  20 mm





INDOOR  
 Pavimento . Floor: Tytan 60x120 . 23<sup>3</sup>/<sub>4</sub>x47<sup>1</sup>/<sub>4</sub> Ret - Satin  
 Rivestimento . Wall tile: Clay 20x120 . 8"x47<sup>1</sup>/<sub>4</sub> Decoro Honeycomb Ret - Satin







## INDOOR

Rivestimento . Wall tile: Dark 60x120 . 23<sup>3</sup>/<sub>4</sub>x47<sup>1</sup>/<sub>4</sub> Ret - Satin / Frost Trapezio B Dx/Sx 15x60 . 6"x23<sup>3</sup>/<sub>4</sub> Ret - Satin / Dark trapezio B Dx/Sx 15x60 . 6"x23<sup>3</sup>/<sub>4</sub> Ret - Satin  
 Pavimento . Floor: Dark 60x120 . 23<sup>3</sup>/<sub>4</sub>x47<sup>1</sup>/<sub>4</sub> Ret - R10




**INDOOR**  
Rivestimento . Wall tile: Collection ME\_TAL  
Pearl 20x20 . 8"x8" Ret - R10  
Pavimento . Floor: Dark 60x120 . 23<sup>3</sup>/<sub>4</sub>x47<sup>1</sup>/<sub>4</sub>  
Ret - R10





INDOOR  
Rivestimento . Wall tile: Tytan 20x120 . 8"x47<sup>3</sup>/<sub>4</sub>" Decoro 4Kids Ret - Satin  
Pavimento . Floor: Clay 60x60 . 23<sup>3</sup>/<sub>4</sub>"x23<sup>3</sup>/<sub>4</sub>" Ret - Satin / Tytan 60x60 . 23<sup>3</sup>/<sub>4</sub>"x23<sup>3</sup>/<sub>4</sub>" Ret - Satin





INDOOR  
 Rivestimento . Wall tile: Collection ME\_TAL Rust 20x20 . 8"x8" Ret - R10  
 Collection ME\_TRA Tytan 20x120 . 8"x47"¼ Decoro 4Kids Ret - Satin





INDOOR  
Rivestimento . Wall tile: Tytan 20x120 . 8"x47"<sup>1</sup>/<sub>4</sub>  
Decoro 4Kids Ret - Satin  
Pavimento . Floor: Clay 60x60 . 23"<sup>3</sup>/<sub>4</sub>x23"<sup>3</sup>/<sub>4</sub>  
Ret - Satin / Tytan 60x60 . 23"<sup>3</sup>/<sub>4</sub>x23"<sup>3</sup>/<sub>4</sub> Ret - Satin





**INDOOR**

**Rivestimento . Wall tile:** Tytan 60x120 . 23<sup>3</sup>/<sub>4</sub>x47<sup>1</sup>/<sub>4</sub> Ret - R10 - 58x60 . 22<sup>3</sup>/<sub>4</sub>x23<sup>3</sup>/<sub>4</sub> Trapezio A Tytan Ret - Satin  
15x60 . 6<sup>5</sup>/<sub>8</sub>x23<sup>3</sup>/<sub>4</sub> Trapezio B Frost Ret - Satin


**Pavimento . Floor:** Frost 90x90 . 35<sup>1</sup>/<sub>2</sub>x35<sup>1</sup>/<sub>2</sub> Ret - R10 / Tytan 90x90 . 35<sup>1</sup>/<sub>2</sub>x35<sup>1</sup>/<sub>2</sub> Ret - R10



INDOOR

Rivestimento . Wall tile: 58x60 . 22<sup>3</sup>/<sub>4</sub>x23<sup>3</sup>/<sub>4</sub> Trapezio A Tytan Ret - Satin - 15x60 . 6<sup>5</sup>/<sub>8</sub>x23<sup>3</sup>/<sub>4</sub> Trapezio B Frost Ret - Satin  
Pavimento . Floor: Frost Tytan 90x90 . 35<sup>1</sup>/<sub>2</sub>x35<sup>1</sup>/<sub>2</sub> Ret - R10 - 58x60 . 22<sup>3</sup>/<sub>4</sub>x23<sup>3</sup>/<sub>4</sub> Trapezio A Frost Ret - Satin

22



23







Pavimento . Floor: Dark Blue 60x60 . 23<sup>3</sup>/<sub>4</sub>x23<sup>3</sup>/<sub>4</sub> Ret - R10  
 Collection Me\_tra Clay 60x120 . 23<sup>3</sup>/<sub>4</sub>x47<sup>1</sup>/<sub>4</sub> Ret - Satin  
 Rivestimento . Wall tile: Dark Blue 20x20 . 8"x 8" Ret - R10  
 Collection Me\_tra Clay 60x120 . 23<sup>3</sup>/<sub>4</sub>x47<sup>1</sup>/<sub>4</sub> Ret - Satin




# ME\_TRA

GRES PORCELLANATO . PORCELAIN STONWARE . GRÉS CÉRAMÉ . FEINSTEINZEUG



IN R9 R10 A+B 10 mm ↓ ↑ ↔ V2

OUT R11 A+B 20 mm ↓ ↑ ↔ V2



FORMATI . Sizes . Formats . Formate

Pz x m² x kg x box x m² x kg x

	<b>90x90</b> 35 <sup>3</sup> / <sub>8</sub> x35 <sup>3</sup> / <sub>8</sub>	Ret - R10	2	1,620	34,800	25	40,500	870
	<b>60x120</b> 23 <sup>3</sup> / <sub>4</sub> x47 <sup>1</sup> / <sub>4</sub>	Ret - Satin Ret - R10	2	1,440	31,900	35	50,400	1117
	<b>60x60</b> 23 <sup>3</sup> / <sub>4</sub> x23 <sup>3</sup> / <sub>4</sub>	Ret - Satin Ret - R10	4	1,440	31,400	30	43,200	942
	<b>58x60</b> 22 <sup>3</sup> / <sub>4</sub> x23 <sup>3</sup> / <sub>4</sub>	Decoro Infinity Trapezio A Ret - Satin	3	0,774	17,850	30	23,220	536
	<b>15x60</b> 6"x23 <sup>3</sup> / <sub>4</sub> "	Decoro Infinity Trapezio B SX-DX Ret - Satin	10	0,450	11,000	40	18,000	440
	<b>20x120</b> 8"x47 <sup>1</sup> / <sub>4</sub> "	Ret - Satin	4	0,960	21,200	48	46,080	1018
	<b>20x20</b> 8"x8"	Ret - Satin	25	1,000	20,875	54	54,000	1127
	<b>60x60</b> 23 <sup>3</sup> / <sub>4</sub> x23 <sup>3</sup> / <sub>4</sub>	● 20 mm Ret - Grip	2	0,720	34,000	30	21,600	1020
	<b>7x60</b> 2 <sup>3</sup> / <sub>4</sub> x23 <sup>3</sup> / <sub>4</sub>	Battiscopa Ret - Satin	12	0,504	11,040	48	24,192	530
	<b>33x120</b> 13"x47 <sup>1</sup> / <sub>4</sub> "	Gradino costa retta Ret - Satin	2	0,792	22,000			
	<b>33x120</b> 13"x47 <sup>1</sup> / <sub>4</sub> "	Angolo gradino costa retta SX / DX Ret - Satin	1	0,396	12,000			
	<b>30x60</b> 12"x23 <sup>3</sup> / <sub>4</sub> "	Gradino toro ● 20 mm Ret - Grip	1	0,180	7,900			
	<b>30x60</b> 12"x23 <sup>3</sup> / <sub>4</sub> "	Angolo gradino toro interno / esterno SX / DX ● 20 mm Ret - Grip	1	0,270	11,850			
	<b>30x60</b> 12"x23 <sup>3</sup> / <sub>4</sub> "	Gradino costa lucida ● 20 mm Ret - Grip	1	0,180	7,900			
	<b>30x60</b> 12"x23 <sup>3</sup> / <sub>4</sub> "	Angolo gradino costa lucida interno / esterno SX / DX ● 20 mm Ret - Grip	1	0,270	11,850			

PEZZI SPECIALI .  
Special pieces .  
Pièces spéciales .  
Spezialteile .

Rivestimento . Wall tile: Dark 60x120 . 23<sup>3</sup>/<sub>4</sub>x47<sup>1</sup>/<sub>4</sub> Ret - Satin  
Pavimento . Floor: Dark 60x120 . 23<sup>3</sup>/<sub>4</sub>x47<sup>1</sup>/<sub>4</sub> Ret - R10

# ME\_TRA

GRES PORCELLANATO . PORCELAIN STONEWARE . GRÉS CÉRAMÉ . FEINSTEINZEUG



## FROST



**183471** - 90x90 . 35<sup>1</sup>/<sub>2</sub>x35<sup>1</sup>/<sub>2</sub>  
Ret - R10

## DECORO INFINITY




**183751** - 58x60 . 22<sup>3</sup>/<sub>4</sub>x23<sup>3</sup>/<sub>4</sub>  
Trapezio A Ret -Satin



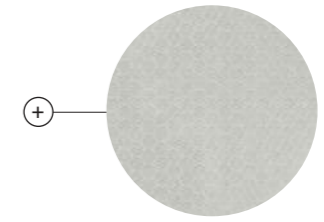
**183761** - 15x60 . 6<sup>1</sup>/<sub>2</sub>x23<sup>3</sup>/<sub>4</sub>  
Trapezio B Dx-Sx Ret -Satin



**183701** - 60x120 . 23<sup>3</sup>/<sub>4</sub>x47<sup>1</sup>/<sub>4</sub>  
Decoro Honeycomb Ret -Satin



**183591** - 20x120 . 8<sup>1</sup>/<sub>2</sub>x47<sup>1</sup>/<sub>4</sub>  
Decoro Honeycomb Ret -Satin



+



+

**183601** - 20x20 . 8<sup>1</sup>/<sub>2</sub>x8<sup>1</sup>/<sub>2</sub>  
Decoro Honeycomb Ret -Satin

28



**183491** - 60x120 . 23<sup>3</sup>/<sub>4</sub>x47<sup>1</sup>/<sub>4</sub>  
Ret -Satin

**183511** - 60x120 . 23<sup>3</sup>/<sub>4</sub>x47<sup>1</sup>/<sub>4</sub>  
Ret - R10



**183551** - 60x60 . 23<sup>3</sup>/<sub>4</sub>x23<sup>3</sup>/<sub>4</sub>  
Ret -Satin


**183561** - 60x60 . 23<sup>3</sup>/<sub>4</sub>x23<sup>3</sup>/<sub>4</sub>  
Ret - R10



**183531** - 20x120 . 8<sup>1</sup>/<sub>2</sub>x47<sup>1</sup>/<sub>4</sub>  
Ret -Satin



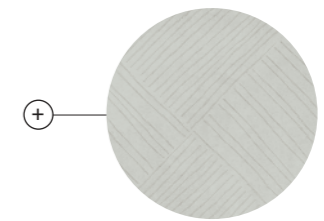
**183541** - 20x20 . 8<sup>1</sup>/<sub>2</sub>x8<sup>1</sup>/<sub>2</sub>  
Ret -Satin



**183711** - 60x120 . 23<sup>3</sup>/<sub>4</sub>x47<sup>1</sup>/<sub>4</sub>  
Decoro 4Kids Ret -Satin



**183621** - 20x120 . 8<sup>1</sup>/<sub>2</sub>x47<sup>1</sup>/<sub>4</sub>  
Decoro 4Kids Ret -Satin



+



+

**183631** - 20x20 . 8<sup>1</sup>/<sub>2</sub>x8<sup>1</sup>/<sub>2</sub>  
Decoro 4Kids Ret -Satin

29

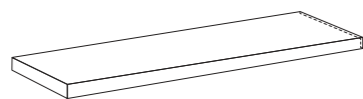
\*Finitura Ret - Satin indicata per uso residenziale e commerciale leggero / Ret - Satin finish for residential and light commercial use

## ABBINAMENTO CONSIGLIATO: ME\_TAL

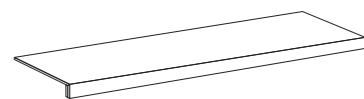
### PEZZI SPECIALI . SPECIAL PIECES . PIÈCES SPÉCIALES . SPEZIALTEILE



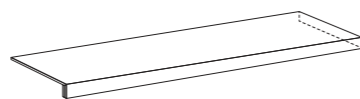
**Battiscopa**  
7x60 . 2<sup>3</sup>/<sub>4</sub>x23<sup>3</sup>/<sub>4</sub> Ret - Satin  
**183641** - Frost



**Angolo Gradino Costa Retta SX**  
33x120 . 13<sup>1</sup>/<sub>2</sub>x47<sup>1</sup>/<sub>4</sub> Ret - Satin  
**183671** - Frost



**Gradino Costa Retta**  
33x120 . 13<sup>1</sup>/<sub>2</sub>x47<sup>1</sup>/<sub>4</sub> Ret - Satin  
**183651** - Frost




**Angolo Gradino Costa Retta DX**  
33x120 . 13<sup>1</sup>/<sub>2</sub>x47<sup>1</sup>/<sub>4</sub> Ret - Satin  
**183661** - Frost

### PEARL



**20x20** . 8<sup>1</sup>/<sub>2</sub>x8<sup>1</sup>/<sub>2</sub>  
**60x60** . 23<sup>3</sup>/<sub>4</sub>x23<sup>3</sup>/<sub>4</sub>  
**60x120** . 23<sup>3</sup>/<sub>4</sub>x47<sup>1</sup>/<sub>4</sub>

### RUST



**20x20** . 8<sup>1</sup>/<sub>2</sub>x8<sup>1</sup>/<sub>2</sub>  
**60x60** . 23<sup>3</sup>/<sub>4</sub>x23<sup>3</sup>/<sub>4</sub>  
**60x120** . 23<sup>3</sup>/<sub>4</sub>x47<sup>1</sup>/<sub>4</sub>

### SILVER



**20x20** . 8<sup>1</sup>/<sub>2</sub>x8<sup>1</sup>/<sub>2</sub>  
**60x60** . 23<sup>3</sup>/<sub>4</sub>x23<sup>3</sup>/<sub>4</sub>  
**60x120** . 23<sup>3</sup>/<sub>4</sub>x47<sup>1</sup>/<sub>4</sub>

### DARK BLUE



**20x20** . 8<sup>1</sup>/<sub>2</sub>x8<sup>1</sup>/<sub>2</sub>  
**60x60** . 23<sup>3</sup>/<sub>4</sub>x23<sup>3</sup>/<sub>4</sub>  
**60x120** . 23<sup>3</sup>/<sub>4</sub>x47<sup>1</sup>/<sub>4</sub>

### CORTEN



**20x20** . 8<sup>1</sup>/<sub>2</sub>x8<sup>1</sup>/<sub>2</sub>  
**60x60** . 23<sup>3</sup>/<sub>4</sub>x23<sup>3</sup>/<sub>4</sub>  
**60x120** . 23<sup>3</sup>/<sub>4</sub>x47<sup>1</sup>/<sub>4</sub>

### BLACK



**20x20** . 8<sup>1</sup>/<sub>2</sub>x8<sup>1</sup>/<sub>2</sub>  
**60x60** . 23<sup>3</sup>/<sub>4</sub>x23<sup>3</sup>/<sub>4</sub>  
**60x120** . 23<sup>3</sup>/<sub>4</sub>x47<sup>1</sup>/<sub>4</sub>



# ME\_TRA

GRES PORCELLANATO . PORCELAIN STONEWARE . GRÉS CÉRAME . FEINSTEINZEUG



## CLAY



**183472** - 90x90 . 35<sup>1</sup>/<sub>2</sub>x35<sup>1</sup>/<sub>2</sub>  
Ret - R10


### DECORO INFINITY



**183752** - 58x60 . 22<sup>3</sup>/<sub>4</sub>x23<sup>3</sup>/<sub>4</sub>  
Trapezio A Ret -Satin



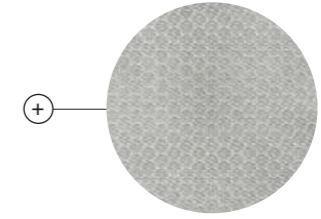
**183762** - 15x60 . 6"x23<sup>3</sup>/<sub>4</sub>  
Trapezio B Dx-Sx Ret -Satin



**183702** - 60x120 . 23<sup>3</sup>/<sub>4</sub>x47<sup>1</sup>/<sub>4</sub>  
Decoro Honeycomb Ret -Satin



**183592** - 20x120 . 8"x47<sup>1</sup>/<sub>4</sub>  
Decoro Honeycomb Ret -Satin



+



+

**183602** - 20x20 . 8"x8"  
Decoro Honeycomb Ret -Satin

30



**183492** - 60x120 . 23<sup>3</sup>/<sub>4</sub>x47<sup>1</sup>/<sub>4</sub>  
Ret -Satin

**183512** - 60x120 . 23<sup>3</sup>/<sub>4</sub>x47<sup>1</sup>/<sub>4</sub>  
Ret - R10



**183552** - 60x60 . 23<sup>3</sup>/<sub>4</sub>x23<sup>3</sup>/<sub>4</sub>  
Ret -Satin

**183562** - 60x60 . 23<sup>3</sup>/<sub>4</sub>x23<sup>3</sup>/<sub>4</sub>  
Ret - R10



**183532** - 20x120 . 8"x47<sup>1</sup>/<sub>4</sub>  
Ret -Satin



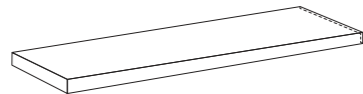
**183542** - 20x20 . 8"x8"  
Ret -Satin

\* Finitura Ret - Satin indicata per uso residenziale e commerciale leggero / Ret - Satin finish for residential and light commercial use

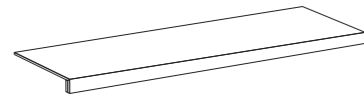
### PEZZI SPECIALI . SPECIAL PIECES . PIÈCES SPÉCIALES . SPEZIALTEILE



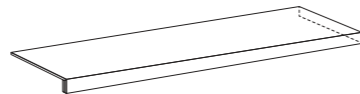
**Battiscopa**  
7x60 . 2<sup>3</sup>/<sub>4</sub>x23<sup>3</sup>/<sub>4</sub> Ret - Satin  
**183642** - Clay



**Angolo Gradino Costa Retta SX**  
33x120 . 13"x47<sup>1</sup>/<sub>4</sub> Ret - Satin  
**183672** - Clay



**Gradino Costa Retta**  
33x120 . 13"x47<sup>1</sup>/<sub>4</sub> Ret - Satin  
**183652** - Clay



**Angolo Gradino Costa Retta DX**  
33x120 . 13"x47<sup>1</sup>/<sub>4</sub> Ret - Satin  
**183662** - Clay


31




**183712** - 60x120 . 23<sup>3</sup>/<sub>4</sub>x47<sup>1</sup>/<sub>4</sub>  
Decoro 4Kids Ret -Satin



**183622** - 20x120 . 8"x47<sup>1</sup>/<sub>4</sub>  
Decoro 4Kids Ret -Satin



+



+

**183632** - 20x20 . 8"x8"  
Decoro 4Kids Ret -Satin

## ABBINAMENTO CONSIGLIATO: ME\_TAL

### PEARL



**20x20 . 8"x8"**  
**60x60 . 23<sup>3</sup>/<sub>4</sub>x23<sup>3</sup>/<sub>4</sub>**  
**60x120 . 23<sup>3</sup>/<sub>4</sub>x47<sup>1</sup>/<sub>4</sub>**

### RUST



**20x20 . 8"x8"**  
**60x60 . 23<sup>3</sup>/<sub>4</sub>x23<sup>3</sup>/<sub>4</sub>**  
**60x120 . 23<sup>3</sup>/<sub>4</sub>x47<sup>1</sup>/<sub>4</sub>**

### SILVER



**20x20 . 8"x8"**  
**60x60 . 23<sup>3</sup>/<sub>4</sub>x23<sup>3</sup>/<sub>4</sub>**  
**60x120 . 23<sup>3</sup>/<sub>4</sub>x47<sup>1</sup>/<sub>4</sub>**

### DARK BLUE



**20x20 . 8"x8"**  
**60x60 . 23<sup>3</sup>/<sub>4</sub>x23<sup>3</sup>/<sub>4</sub>**  
**60x120 . 23<sup>3</sup>/<sub>4</sub>x47<sup>1</sup>/<sub>4</sub>**

### CORTEN



**20x20 . 8"x8"**  
**60x60 . 23<sup>3</sup>/<sub>4</sub>x23<sup>3</sup>/<sub>4</sub>**  
**60x120 . 23<sup>3</sup>/<sub>4</sub>x47<sup>1</sup>/<sub>4</sub>**

### BLACK



**20x20 . 8"x8"**  
**60x60 . 23<sup>3</sup>/<sub>4</sub>x23<sup>3</sup>/<sub>4</sub>**  
**60x120 . 23<sup>3</sup>/<sub>4</sub>x47<sup>1</sup>/<sub>4</sub>**

# ME\_TRA

GRES PORCELLANATO . PORCELAIN STONEWARE . GRÉS CÉRAME . FEINSTEINZEUG




## TYTAN



**183473** - 90x90 . 35<sup>1</sup>/<sub>2</sub>x35<sup>1</sup>/<sub>2</sub>  
Ret - R10

### DECORO INFINITY



**183753** - 58x60 . 22<sup>3</sup>/<sub>4</sub>x23<sup>3</sup>/<sub>4</sub>  
Trapezio A Ret -Satin




**183763** - 15x60 . 6<sup>1</sup>/<sub>2</sub>x23<sup>3</sup>/<sub>4</sub>  
Trapezio B Dx-Sx Ret -Satin




**183703** - 60x120 . 23<sup>3</sup>/<sub>4</sub>x47<sup>1</sup>/<sub>4</sub>  
Decoro Honeycomb Ret -Satin



**183593** - 20x120 . 8<sup>1</sup>/<sub>2</sub>x47<sup>1</sup>/<sub>4</sub>  
Decoro Honeycomb Ret -Satin




**183603** - 20x20 . 8<sup>1</sup>/<sub>2</sub>x8<sup>1</sup>/<sub>2</sub>  
Decoro Honeycomb Ret -Satin




**183713** - 60x120 . 23<sup>3</sup>/<sub>4</sub>x47<sup>1</sup>/<sub>4</sub>  
Decoro 4Kids Ret -Satin



**183623** - 20x120 . 8<sup>1</sup>/<sub>2</sub>x47<sup>1</sup>/<sub>4</sub>  
Decoro 4Kids Ret -Satin



**183633** - 20x20 . 8<sup>1</sup>/<sub>2</sub>x8<sup>1</sup>/<sub>2</sub>  
Decoro 4Kids Ret -Satin



**183493** - 60x120 . 23<sup>3</sup>/<sub>4</sub>x47<sup>1</sup>/<sub>4</sub>  
Ret -Satin

**183513** - 60x120 . 23<sup>3</sup>/<sub>4</sub>x47<sup>1</sup>/<sub>4</sub>  
Ret - R10



**183553** - 60x60 . 23<sup>3</sup>/<sub>4</sub>x23<sup>3</sup>/<sub>4</sub>  
Ret -Satin

**183563** - 60x60 . 23<sup>3</sup>/<sub>4</sub>x23<sup>3</sup>/<sub>4</sub>  
Ret - R10



**183533** - 20x120 . 8<sup>1</sup>/<sub>2</sub>x47<sup>1</sup>/<sub>4</sub>  
Ret -Satin



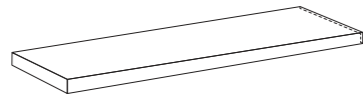
**183543** - 20x20 . 8<sup>1</sup>/<sub>2</sub>x8<sup>1</sup>/<sub>2</sub>  
Ret -Satin

\* Finitura Ret - Satin indicata per uso residenziale e commerciale leggero / Ret - Satin finish for residential and light commercial use

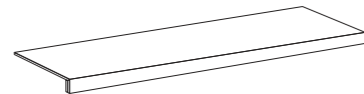
### PEZZI SPECIALI . SPECIAL PIECES . PIÈCES SPÉCIALES . SPEZIALTEILE



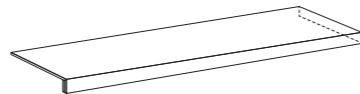
**Battiscopa**  
7x60 . 2<sup>3</sup>/<sub>4</sub>x23<sup>3</sup>/<sub>4</sub> Ret - Satin  
**183643** - Tytan



**Angolo Gradino Costa Retta SX**  
33x120 . 13<sup>1</sup>/<sub>2</sub>x47<sup>1</sup>/<sub>4</sub> Ret - Satin  
**183673** - Tytan



**Gradino Costa Retta**  
33x120 . 13<sup>1</sup>/<sub>2</sub>x47<sup>1</sup>/<sub>4</sub> Ret - Satin  
**183653** - Tytan



**Angolo Gradino Costa Retta DX**  
33x120 . 13<sup>1</sup>/<sub>2</sub>x47<sup>1</sup>/<sub>4</sub> Ret - Satin  
**183663** - Tytan

## ABBINAMENTO CONSIGLIATO: ME\_TAL

### PEARL



**20x20** . 8<sup>1</sup>/<sub>2</sub>x8<sup>1</sup>/<sub>2</sub>  
**60x60** . 23<sup>3</sup>/<sub>4</sub>x23<sup>3</sup>/<sub>4</sub>  
**60x120** . 23<sup>3</sup>/<sub>4</sub>x47<sup>1</sup>/<sub>4</sub>

### RUST



**20x20** . 8<sup>1</sup>/<sub>2</sub>x8<sup>1</sup>/<sub>2</sub>  
**60x60** . 23<sup>3</sup>/<sub>4</sub>x23<sup>3</sup>/<sub>4</sub>  
**60x120** . 23<sup>3</sup>/<sub>4</sub>x47<sup>1</sup>/<sub>4</sub>

### SILVER



**20x20** . 8<sup>1</sup>/<sub>2</sub>x8<sup>1</sup>/<sub>2</sub>  
**60x60** . 23<sup>3</sup>/<sub>4</sub>x23<sup>3</sup>/<sub>4</sub>  
**60x120** . 23<sup>3</sup>/<sub>4</sub>x47<sup>1</sup>/<sub>4</sub>

### DARK BLUE



**20x20** . 8<sup>1</sup>/<sub>2</sub>x8<sup>1</sup>/<sub>2</sub>  
**60x60** . 23<sup>3</sup>/<sub>4</sub>x23<sup>3</sup>/<sub>4</sub>  
**60x120** . 23<sup>3</sup>/<sub>4</sub>x47<sup>1</sup>/<sub>4</sub>

### CORTEN



**20x20** . 8<sup>1</sup>/<sub>2</sub>x8<sup>1</sup>/<sub>2</sub>  
**60x60** . 23<sup>3</sup>/<sub>4</sub>x23<sup>3</sup>/<sub>4</sub>  
**60x120** . 23<sup>3</sup>/<sub>4</sub>x47<sup>1</sup>/<sub>4</sub>

### BLACK



**20x20** . 8<sup>1</sup>/<sub>2</sub>x8<sup>1</sup>/<sub>2</sub>  
**60x60** . 23<sup>3</sup>/<sub>4</sub>x23<sup>3</sup>/<sub>4</sub>  
**60x120** . 23<sup>3</sup>/<sub>4</sub>x47<sup>1</sup>/<sub>4</sub>

# ME\_TRA

GRES PORCELLANATO . PORCELAIN STONWARE . GRÉS CÉRAME . FEINSTEINZEUG



## DARK



**183474** - 90x90 . 35<sup>1</sup>/<sub>2</sub>x35<sup>1</sup>/<sub>2</sub>  
Ret - R10


### DECORO INFINITY



**183754** - 58x60 . 22<sup>3</sup>/<sub>4</sub>x23<sup>3</sup>/<sub>4</sub>  
Trapezio A Ret - Satin



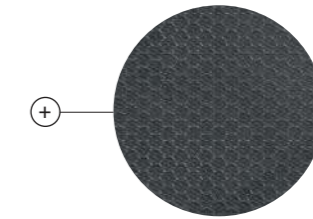
**183764** - 15x60 . 6<sup>1</sup>/<sub>2</sub>x23<sup>3</sup>/<sub>4</sub>  
Trapezio B Dx-Sx Ret - Satin




**183704** - 60x120 . 23<sup>3</sup>/<sub>4</sub>x47<sup>1</sup>/<sub>4</sub>  
Decoro Honeycomb Ret - Satin



**183594** - 20x120 . 8<sup>1</sup>/<sub>2</sub>x47<sup>1</sup>/<sub>4</sub>  
Decoro Honeycomb Ret - Satin




**183604** - 20x20 . 8<sup>1</sup>/<sub>2</sub>x8<sup>1</sup>/<sub>2</sub>  
Decoro Honeycomb Ret - Satin



**183494** - 60x120 . 23<sup>3</sup>/<sub>4</sub>x47<sup>1</sup>/<sub>4</sub>  
Ret - Satin

**183514** - 60x120 . 23<sup>3</sup>/<sub>4</sub>x47<sup>1</sup>/<sub>4</sub>  
Ret - R10




**183554** - 60x60 . 23<sup>3</sup>/<sub>4</sub>x23<sup>3</sup>/<sub>4</sub>  
Ret - Satin

**183564** - 60x60 . 23<sup>3</sup>/<sub>4</sub>x23<sup>3</sup>/<sub>4</sub>  
Ret - R10



**183534** - 20x120 . 8<sup>1</sup>/<sub>2</sub>x47<sup>1</sup>/<sub>4</sub>  
Ret - Satin




**183544** - 20x20 . 8<sup>1</sup>/<sub>2</sub>x8<sup>1</sup>/<sub>2</sub>  
Ret - Satin



**183714** - 60x120 . 23<sup>3</sup>/<sub>4</sub>x47<sup>1</sup>/<sub>4</sub>  
Decoro 4Kids Ret - Satin



**183624** - 20x120 . 8<sup>1</sup>/<sub>2</sub>x47<sup>1</sup>/<sub>4</sub>  
Decoro 4Kids Ret - Satin



**183634** - 20x20 . 8<sup>1</sup>/<sub>2</sub>x8<sup>1</sup>/<sub>2</sub>  
Decoro 4Kids Ret - Satin

34

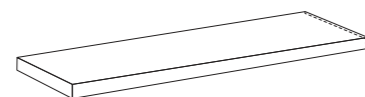
35

\* Finitura Ret - Satin indicata per uso residenziale e commerciale leggero / Ret - Satin finish for residential and light commercial use

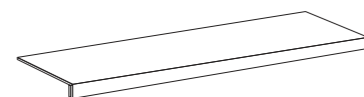
### PEZZI SPECIALI . SPECIAL PIECES . PIÈCES SPÉCIALES . SPEZIALTEILE



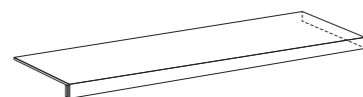
**Battiscopa**  
7x60 . 2<sup>3</sup>/<sub>4</sub>x23<sup>3</sup>/<sub>4</sub> Ret - Satin  
**183644** - Dark



**Angolo Gradino Costa Retta SX**  
33x120 . 13<sup>1</sup>/<sub>2</sub>x47<sup>1</sup>/<sub>4</sub> Ret - Satin  
**183674** - Dark




**Gradino Costa Retta**  
33x120 . 13<sup>1</sup>/<sub>2</sub>x47<sup>1</sup>/<sub>4</sub> Ret - Satin  
**183654** - Dark



**Angolo Gradino Costa Retta DX**  
33x120 . 13<sup>1</sup>/<sub>2</sub>x47<sup>1</sup>/<sub>4</sub> Ret - Satin  
**183664** - Dark


## ABBINAMENTO CONSIGLIATO: ME\_TAL

### PEARL



**20x20** . 8<sup>1</sup>/<sub>2</sub>x8<sup>1</sup>/<sub>2</sub>  
**60x60** . 23<sup>3</sup>/<sub>4</sub>x23<sup>3</sup>/<sub>4</sub>  
**60x120** . 23<sup>3</sup>/<sub>4</sub>x47<sup>1</sup>/<sub>4</sub>

### RUST



**20x20** . 8<sup>1</sup>/<sub>2</sub>x8<sup>1</sup>/<sub>2</sub>  
**60x60** . 23<sup>3</sup>/<sub>4</sub>x23<sup>3</sup>/<sub>4</sub>  
**60x120** . 23<sup>3</sup>/<sub>4</sub>x47<sup>1</sup>/<sub>4</sub>

### SILVER



**20x20** . 8<sup>1</sup>/<sub>2</sub>x8<sup>1</sup>/<sub>2</sub>  
**60x60** . 23<sup>3</sup>/<sub>4</sub>x23<sup>3</sup>/<sub>4</sub>  
**60x120** . 23<sup>3</sup>/<sub>4</sub>x47<sup>1</sup>/<sub>4</sub>

### DARK BLUE



**20x20** . 8<sup>1</sup>/<sub>2</sub>x8<sup>1</sup>/<sub>2</sub>  
**60x60** . 23<sup>3</sup>/<sub>4</sub>x23<sup>3</sup>/<sub>4</sub>  
**60x120** . 23<sup>3</sup>/<sub>4</sub>x47<sup>1</sup>/<sub>4</sub>

### CORTEN



**20x20** . 8<sup>1</sup>/<sub>2</sub>x8<sup>1</sup>/<sub>2</sub>  
**60x60** . 23<sup>3</sup>/<sub>4</sub>x23<sup>3</sup>/<sub>4</sub>  
**60x120** . 23<sup>3</sup>/<sub>4</sub>x47<sup>1</sup>/<sub>4</sub>

### BLACK



**20x20** . 8<sup>1</sup>/<sub>2</sub>x8<sup>1</sup>/<sub>2</sub>  
**60x60** . 23<sup>3</sup>/<sub>4</sub>x23<sup>3</sup>/<sub>4</sub>  
**60x120** . 23<sup>3</sup>/<sub>4</sub>x47<sup>1</sup>/<sub>4</sub>



# ME\_TRA

GRES PORCELLANATO . PORCELAIN STONEWARE . GRÉS CÉRAME . FEINSTEINZEUG




## FROST



**183571** - 60x60 . 23<sup>3</sup>/<sub>4</sub>x23<sup>3</sup>/<sub>4</sub> 20 mm  
Ret - Grip

## CLAY




**183572** - 60x60 . 23<sup>3</sup>/<sub>4</sub>x23<sup>3</sup>/<sub>4</sub> 20 mm  
Ret - Grip

## TYTAN



**183573** - 60x60 . 23<sup>3</sup>/<sub>4</sub>x23<sup>3</sup>/<sub>4</sub> 20 mm  
Ret - Grip

## DARK

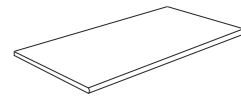


**183574** - 60x60 . 23<sup>3</sup>/<sub>4</sub>x23<sup>3</sup>/<sub>4</sub> 20 mm  
Ret - Grip

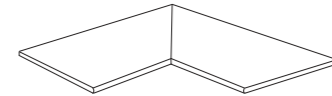
36

37

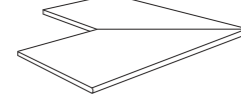
## PEZZI SPECIALI . SPECIAL PIECES . PIÈCES SPÉCIALES . SPEZIALTEILE



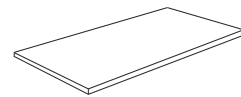
**Gradino Toro**  
30x60 . 12<sup>3</sup>/<sub>4</sub>x23<sup>3</sup>/<sub>4</sub> Ret - Grip  
**184061** - Frost  
**184062** - Clay  
**184063** - Tytan  
**184064** - Dark



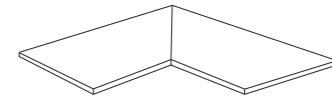
**Angolo Grad. Toro Interno Dx-Sx**  
30x60 . 12<sup>3</sup>/<sub>4</sub>x23<sup>3</sup>/<sub>4</sub> Ret - Grip  
**184071** - Frost  
**184072** - Clay  
**184073** - Tytan  
**184074** - Dark



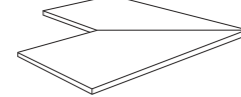
**Angolo Grad. Toro Esterno Dx-Sx**  
30x60 . 12<sup>3</sup>/<sub>4</sub>x23<sup>3</sup>/<sub>4</sub> Ret - Grip  
**184081** - Frost  
**184082** - Clay  
**184083** - Tytan  
**184084** - Dark



**Gradino Costa Lucida**  
30x60 . 12<sup>3</sup>/<sub>4</sub>x23<sup>3</sup>/<sub>4</sub> Ret - Grip  
**184091** - Frost  
**184092** - Clay  
**184093** - Tytan  
**184094** - Dark




**Angolo Gradino Costa Lucida Interno Dx-Sx**  
30x60 . 12<sup>3</sup>/<sub>4</sub>x23<sup>3</sup>/<sub>4</sub> Ret - Grip  
**184101** - Frost  
**184102** - Clay  
**184103** - Tytan  
**184104** - Dark



**Angolo Gradino Costa Lucida Esterno Dx-Sx**  
30x60 . 12<sup>3</sup>/<sub>4</sub>x23<sup>3</sup>/<sub>4</sub> Ret - Grip  
**184111** - Frost  
**184112** - Clay  
**184113** - Tytan  
**184114** - Dark



**INFINITY: SUGGERIMENTI DI POSA**  
 INFINITY: LAYING PROPOSALS  
 INFINITY: SOLUTIONS DE POSE  
 INFINITY: VERLEGELOSUNGEN



**SP01F06**  
 58x60 . 22.34x23.34 Trapezio A  
 Colore 1 **50%**  
 Colore 2 **50%**



**SP02F29**  
 58x60 . 22.34x23.34 Trapezio A **75%**  
 15x60 . 6.3x23.34 Trapezio B SX.DX **25%**



**SP01F09**  
 15x60 . 6.3x23.34 Trapezio B SX.DX  
 Colore 1 **50%**  
 Colore 2 **50%**




**SP01F10**  
 15x60 . 6.3x23.34 Trapezio B SX.DX  
 Colore 1 **50%**  
 Colore 2 **50%**




**SP01F07**  
 15x60 . 6.3x23.34 Trapezio B SX.DX  
 Colore 1 **50%**  
 Colore 2 **50%**



**SP01F08**  
 15x60 . 6.3x23.34 Trapezio B SX.DX  
 Colore 1 **50%**  
 Colore 2 **50%**



**SP02F31**  
 58x60 . 22.34x23.34 Trapezio A  
 Colore 1 **37,5%**  
 Colore 2 **37,5%**  
 15x60 . 6.3x23.34 Trapezio B SX.DX  
 Colore 1 **12,5%**  
 Colore 2 **12,5%**



**SP02F30**  
 58x60 . 22.34x23.34 Trapezio A  
 Colore 1 **37,5%**  
 Colore 2 **37,5%**  
 15x60 . 6.3x23.34 Trapezio B SX.DX  
 Colore 1 **12,5%**  
 Colore 2 **12,5%**

**GRES PORCELLANATO - PORCELAIN STONEWARE**

Conforme alla norma EN 1441 1 Appendice G gruppo Bla Conforme alla norma ISO 13006 Appendice G gruppo Bla  
 Compliant with standards EN 14411 annex G group Bla Compliant with standards ISO 13006 annex G group Bla

**Spessore 10mm . 20mm . Thickness 10mm . 20mm**

CATTERISTICHE TECNICHE Technical features	Norma Standard	Valore prescritto dalle norme Values required by the standard	Valore Sichenia Sichenia values		
			R9 Satin Rettificato	R10 Rettificato	R11 20mm
Lunghezza e larghezza Length and width	UNI EN ISO 10545/2	Rettificato . Rectified ± 0,3 % (max ± 1 mm)	Conforme Compliant	Conforme Compliant	Conforme Compliant
Spessore Thickness	UNI EN ISO 10545/2	Rettificato . Rectified ± 5 % (max ± 0,5 mm)	Conforme Compliant	Conforme Compliant	Conforme Compliant
Rettilinearità spigoli Warpages of edges	UNI EN ISO 10545/2	Rettificato . Rectified ± 0,3 % (max ± 0,8 mm)	Conforme Compliant	Conforme Compliant	Conforme Compliant
Ortogonalità Wedging	UNI EN ISO 10545/2	Rettificato . Rectified ± 0,3 % (max ± 1,5 mm)	Conforme Compliant	Conforme Compliant	Conforme Compliant
Planarità Flatness	UNI EN ISO 10545/2	Rettificato . Rectified ± 0,4 % (max ± 1,8 mm)	Conforme Compliant	Conforme Compliant	Conforme Compliant
Assorbimento % d'acqua Water absorption	UNI EN ISO 10545/3	≤ 0,5 %	≤ 0,1 %	≤ 0,1 %	≤ 0,1 %
Resistenza alla flessione Bending strength	UNI EN ISO 10545/4	≥ 35 N/mm <sup>2</sup>	≥ 45 N/mm <sup>2</sup>	≥ 45 N/mm <sup>2</sup>	≥ 50 N/mm <sup>2</sup>
Resistenza Abrasione profonda Resistance to deep abrasion	UNI EN ISO 10545-6	≤ 175 mm <sup>3</sup>	-	≤ 175 mm <sup>3</sup>	≤ 175 mm <sup>3</sup>
Sforzo di rottura Breaking strength	UNI EN ISO 10545/4	≥ 1300 N	spess. 10mm: ≥ 2'500 N	spess. 10mm: ≥ 2'500 N	spess. 20mm: ≥ 13'600 N
Dilatazione termica lineare tra 20° e 100° C Linear thermal expansion between 20° and 100° C	UNI EN ISO 10545/8		< 9 (MK-1)	< 9 (MK-1)	< 9 (MK-1)
Resistenza agli sbalzi termici Thermal shock resistance	UNI EN ISO 10545/9	<b>Test superato in accordo con ISO 10545-1</b> Pass according to EN ISO 10545-1	Nessuna alterazione No alteration	Nessuna alterazione No alteration	Nessuna alterazione No alteration
Resistenza al gelo Frost resistance	UNI EN ISO 10545/12	<b>Test superato in accordo con ISO 10545-1</b> Pass according to EN ISO 10545-1	Nessuna alterazione No alteration	Nessuna alterazione No alteration	Nessuna alterazione No alteration
Resistenza alle macchie Resistance to staining	UNI EN ISO 10545/14	Classe dichiarata Declared Class	5 resistente . resistant	5 resistente . resistant	5 resistente . resistant
Resistenza ai prodotti chimici di uso domestico e agli additivi per piscina . Resistance to household chemicals and swimming pool salts		Classe minima B Minimum Class B	A	A	A
Resistenza a basse concentrazioni di acidi e alcali Resistance to low concentrations of acids and alkalis	UNI EN ISO 10545/13	Classe dichiarata Declared Class	LA	LA	LA
Resistenza ad alte concentrazioni di acidi e alcali Resistance to high concentrations of acids and alkalis		Classe dichiarata Declared Class	HA	HA	HA
Metodo della rampa "calzato" Shod Ramp Test	DIN 51130	Valore dichiarato Declared value	R9	R10	R11
Metodo della rampa a piedi nudi Barefoot Ramp Test	DIN 51097	Valore dichiarato Declared value	-	A+B	A+B
	AS/NZS 4586	<b>Declared Classification of the new pedestrian surface materials according to the Pendulum Test</b>	-	P3	P4
Metodo del Pendolo Pendulum Friction Test	BS 7976	<b>PTV ≥ 36 classifies the surface as "low slip risk"</b>	-	≥ 36	≥ 36 Wet
	UNE-ENV 12633	Valore dichiarato Declared value	-	Classe C2	Classe C3
Coefficiente di attrito Coefficient of friction (COF)	B.C.R.A Rep. CEC/81	D. M. 236/89 del 14/06/89 μ >0,40 per elemento scivolante cuoio su pavimentazione asciutta μ >0,40 per elemento scivolante gomma dura su pavimentazione bagnata	-	> 0,40	> 0,405
Coefficiente di attrito dinamico Dynamic coefficient of friction (DCOF)	ANSI A 326.3. 2017	ANSIA 326.3. 2017 Requires a minimum value of 0.42 for level interior space expected to be walked upon when wet.	-	≥ 0,42 Wet	≥ 0,62 Wet
Stonalizzazione Shading			V2	V2	V2
Fuga minima consigliata (*) Recommended minimum joint	indoor		2mm	2mm	-
	outdoor 10mm		-	-	-
	outdoor 20mm		-	-	5mm

\* Salvo diversa indicazione dei Codici di Posa Nazionali. La larghezza delle fughe deve comunque essere decisa dalla Direzione Lavori.  
 \* The width of grout joints must be established by the installation supervisor, unless grout widths are regulated by national laying standards.



## DESTINAZIONI D'USO CONSIGLIATE

Examples of applications suggested . Domaines d'utilisation conseillés . Empfohlene Anwendungsbereiche



**ABITAZIONI**  
HOUSING



**ALBERGHI**  
HOTELS



**BAR  
RISTORANTI**  
PUB RESTAURANTS



**LOCALI PUBBLICI**  
PUBLIC SPACES



**NEGOZI**  
SHOPS



**STAZIONI**  
TRAIN STATIONS



**AEROPORTI**  
AIRPORTS



**RIVESTIMENTO  
PISCINE**  
INSIDE POOL COVERING



**CENTRI  
COMMERCIALI**  
MALLS

## DESTINAZIONI D'USO CONSIGLIATE 20MM .

Examples of applications suggested . Domaines d'utilisation conseillés . Empfohlene Anwendungsbereiche



**TERRAZZE**  
TERRACES



**STABILIMENTI  
BALNEARI**  
BEACH RESORTS



**PARCHEGGI**  
PARKING AREAS



**AREE URBANE**  
URBAN AREAS



**ZONE INDUSTRIALI**  
INDUSTRIAL AREAS



**CAMMINAMENTI  
PISCINE**  
POOL DECKS



**GIARDINI  
PARCHI PUBBLICI**  
GARDENS - PUBLIC PARKS

**SICHENIA**  
ECCELLENZA CERAMICA ITALIANA

Sichenia Gruppo Ceramiche S.p.A.

Via Toscana, 12 - 41049 Sassuolo (Modena) - Italy  
Tel. +39 0536.81.84.11 - Fax Italia +39 0536.81.01.05 / export +39 0536.80.08.15

info@sichenia.it - www.sichenia.it

MADE IN ITALY

La riproduzione, la pubblicazione, e la distribuzione, totale o parziale, di tutto il materiale originale contenuto in questo documento sono espressamente vietate in assenza di autorizzazione da parte di Sichenia.

Sichenia si riserva di modificare i prodotti senza preavviso, declinando ogni responsabilità relativa a danni diretti o indiretti derivanti da tali modifiche.

I colori e le caratteristiche estetiche dei materiali illustrati nel presente catalogo sono da ritenersi puramente indicativi.

Per le informazioni e i dati relativi ai codici, imballaggi e pesi occorre sempre consultare l'ultimo listino aggiornato e in vigore.

The reproduction, publication, and distribution, total or partial, of all the original material contained herein is expressly prohibited without the prior consent of Sichenia.

Sichenia reserves the right to make changes to the products without notice, and shall not be liable for any direct or indirect damages arising from any changes.

The colours and the aesthetic characteristics of the products shown in this catalogue are purely illustrative.

For information and data concerning codes, packaging and weight always refer to the last updated price list in force.

La riproduzione, la pubblicazione et la distribution, totales ou partielles, de tout le matériel original contenu dans ce document sont expressément interdites sans l'autorisation de Sichenia.

Sichenia se réserve la faculté de modifier les produits sans préavis, en déclinant toute responsabilité relative à des dommages directs ou indirects dérivant d'éventuelles modifications.

Les couleurs et les caractéristiques esthétiques du matériel illustré dans ce catalogue sont fournis à titre purement indicatif.

Pour les informations et les données relatives aux codes, aux emballages et aux poids, il est toujours nécessaire de consulter le dernier tarif mis à jour et en vigueur.

Die vollständige oder auszugsweise Vervielfältigung, Veröffentlichung und Verbreitung des gesamten, in diesem Dokument enthaltenen Originalmaterials, ist ohne Genehmigung der Firma Sichenia ausdrücklich untersagt.

Sichenia behält sich das Recht vor, die Produkte ohne vorherige Ankündigung zu ändern und haftet nicht für direkte oder indirekte, durch eventuelle Änderungen verursachte Schäden.

Die Farben und ästhetischen Merkmale des im vorliegenden Katalogs abgebildeten Materials sind rein zur Information und nicht bindend.

Für Informationen zu den Daten der Codenummern, Verpackungen und Gewichten siehe immer die neueste, jeweils gültige Preisliste.

